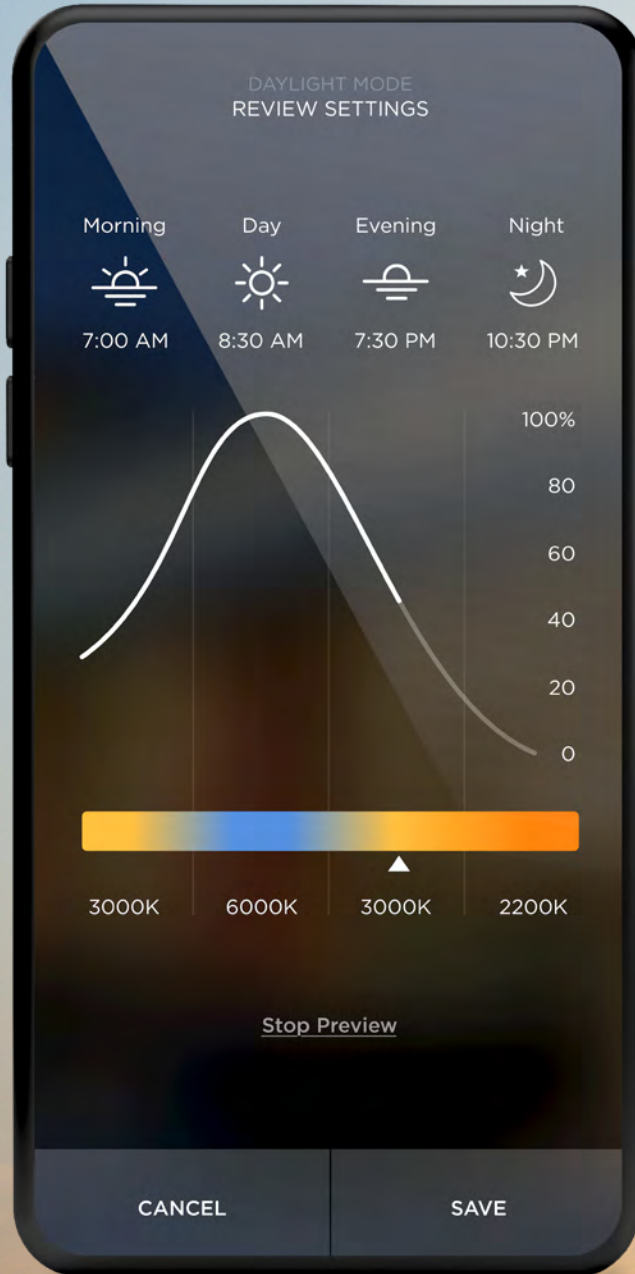


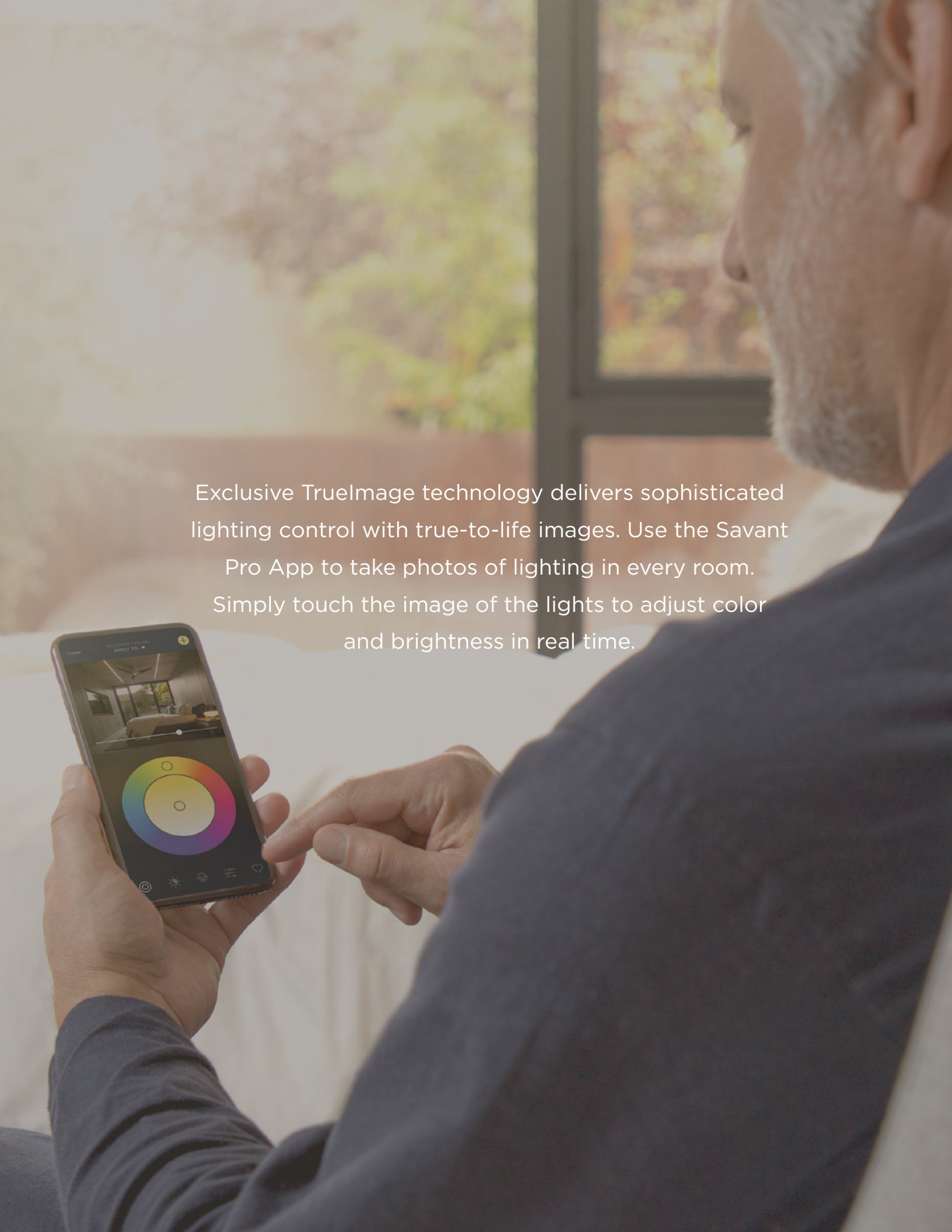
SAVANT LIGHTING

Next-generation lighting from Savant and USAI Lighting.



SAVANT | USAI[®]

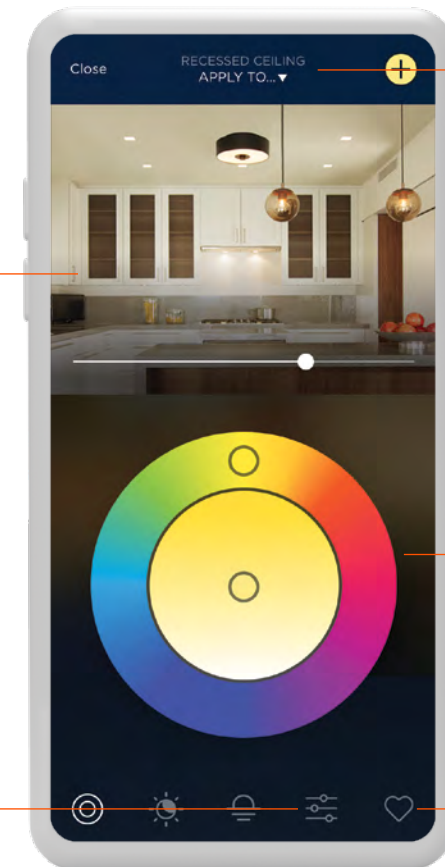
savant.com



Exclusive TrueImage technology delivers sophisticated lighting control with true-to-life images. Use the Savant Pro App to take photos of lighting in every room. Simply touch the image of the lights to adjust color and brightness in real time.

TAKE CHARGE WITH TRUEIMAGE

Use photos to control the lights throughout your home rather than confusing load lists.



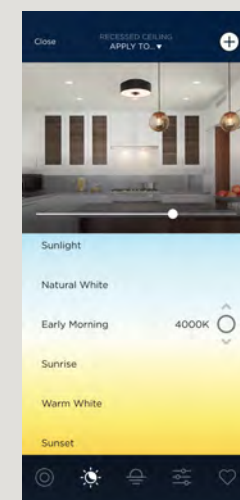
Tap on **Distribution** to send the selected color and brightness to other lights in your home.

Tap on the **Image** of the light to toggle it on and off.

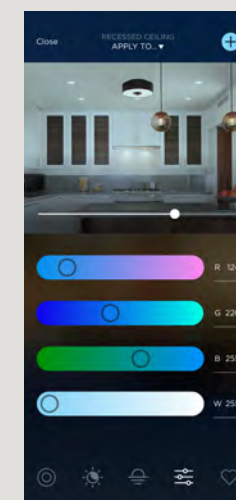
Light and enhance every room with a near infinite range of colors.

Tap on the **Sliders** to access **WRGB** control of your lights, which allow for extremely detailed color selection.

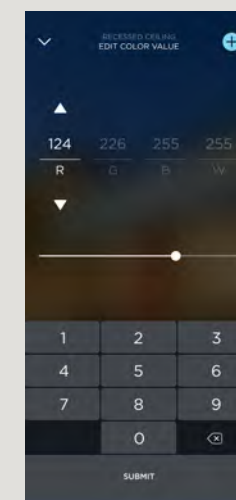
Tap on **Favorites** to access a list of your most used colors.



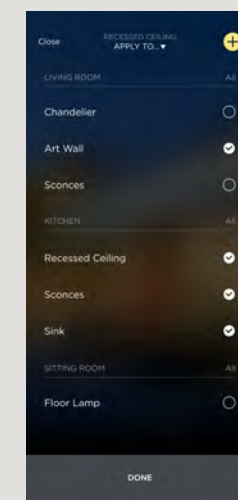
Color Temperature



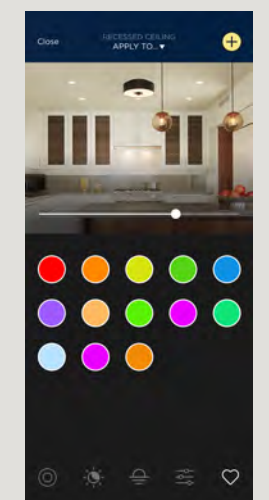
WRGB Sliders



WRGB Input



Distribution



Favorites



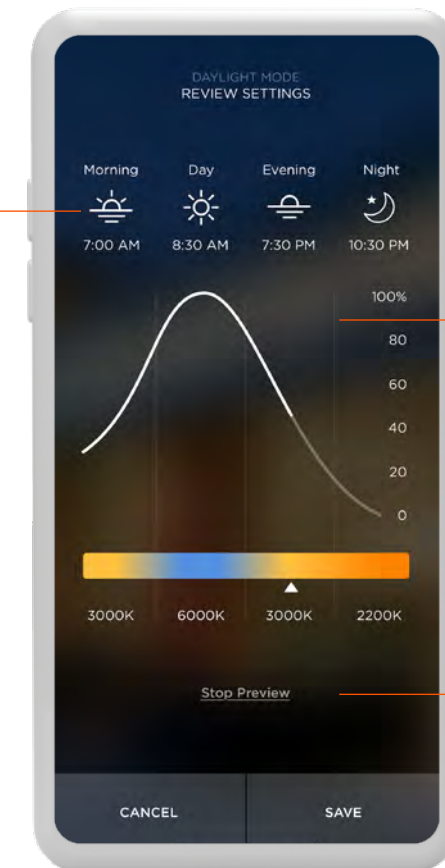
Designed to promote healthy living, your lights will seamlessly transition throughout the day to support your circadian rhythm.

Lights will automatically adjust to warmer temperatures in the morning and evening and cooler in the middle of the day.

A PERSONALIZED WELLNESS EXPERIENCE

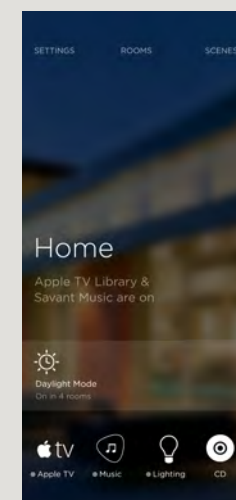
Designed to promote healthy living, Daylight Mode enables your lights to seamlessly transition throughout the day to support your circadian rhythm.

Select from scientific defaults, or personalize the lighting experience suit your daily habits

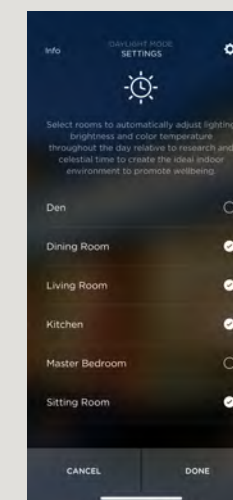


Independently adjust timing, color temperature and intensity for bright white light during the day and warmer tones in the evening hours

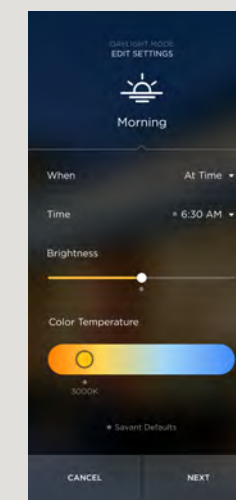
After all adjustments are made, activate the **Preview Mode** to experience your 24-hour circadian settings in just 60 seconds



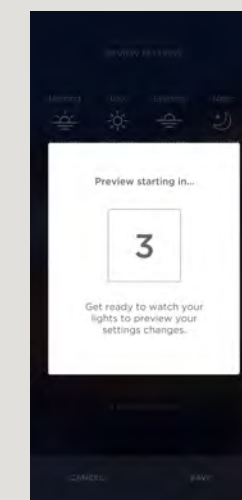
Mode Status



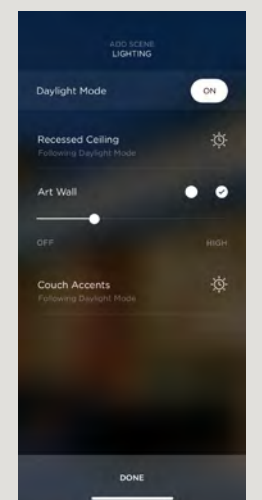
Room Selection



Personalization



Start Preview



Circadian Scenes

The image shows a modern, open-plan living and dining area. The space features a high ceiling with exposed concrete and recessed lighting. A large, colorful abstract artwork with vertical stripes in various colors is mounted on a concrete wall. To the left, there is a kitchen area with a dark countertop, a sink, and a stove. A staircase with a glass railing leads to an upper level. In the foreground, a dining table is set with plates and glasses. Large windows on the right side offer a view of a lush green landscape. The overall atmosphere is bright and airy, with a focus on natural light and modern design.

USAI[®]

USAI Lighting's mission is to bring the power of Personalized Lighting[®] to everyday life. We help stimulate the senses, promote well-being, reinforce health and nourish the imagination, to bring the best of intelligent LED lighting and engineering innovation to the lives of everyone we touch.

NEW HEIGHTS OF COLOR CONTROL



CLASSIC WHITE

USA's proprietary Classic White LED light engines provide clean, uniform white light with perfect color consistency from fixture to fixture. You'll see the results in balanced, beautiful white light throughout your space.

Savant Control:

Phased Line Voltage Dimming & 0-10V Low Voltage Dimming down to 1%.
Low Voltage Fixtures can be controlled to off.




COLOR SELECT TUNABLE WHITE

USA's Color Select tunable white replaces a variety of sources from daylight to candlelight with one fixture type, allowing personalized lighting controls from warm to cool and everything in between, all while maintaining beautiful classic white color consistency and independent control of light level.

Savant Control:

0-10V Low Voltage Dimming (dual) down to 1%.
Low Voltage Fixtures can be controlled to off.



WARM GLOW DIMMING

USA's Warm Glow Dimming provides warmth and glow once only possible in incandescent light sources. Utilizing proprietary technology, Warm Glow Dimming precisely mimics the black body curve of an incandescent lamp by gradually shifting warmer as you dim. The result is virtually indistinguishable from an incandescent light source.

Savant Control:

Phased Line Voltage Dimming & 0-10V Low Voltage Dimming down to 1%.
Low Voltage Fixtures can be controlled to off.



INFINITE COLOR+

USA's Infinite Color+ gives you complete freedom to define your own perfect light, from architectural whites to accents and saturated colors - all with one light fixture. Instead of painting the walls one color, transform your space with light whenever the mood strikes you.

Savant Control:


DMX Digital Low Voltage Dimming down to .01%.
Low Voltage Fixtures can be controlled to off.



USAI LIGHTING
RECESS 4.5


ROUND TRIMMED

The Recess 4.5 is perfect for residential applications with high ceilings, including applications that call for wall wash and adjustable lighting. It is available across all color technologies plus a variety of styles including both traditional round or modern square styles.




USAI LIGHTING
RECESS 4.5

SQUARE TRIMMED







USAI LIGHTING
RECESS 4.5
 SQUARE TRIMLESS















LED COLOR TECHNOLOGY CHOICES

- 
Classic White
 - 2700k or 3000k
 - CRI: 90+
 - 2-Step MacAdam Ellipse
 - Title 24/JA8 Options Available
- 
Warm Glow Dimming
 - 3000k to 2200k Variable based on Dim Level
 - CRI: 90+
 - Title 24/JA8 Options Available
- 
Color Select Tunable White
 - 2200 to 6000K Tunable
 - CRI: 80+
 - Title 24/JA8 Options Available
 - CRI: 90+
 - 2700 to 4800K Tunable
- 
Infinite Color+
 - Programmable WRGB
 - CRI: Variable


TRIM FINISH

-  White
- PREMIUM

 Black
-  Statuary Bronze
-  Black Anodized
-  Clear Matte Anodized
-  Metalized Grey
-  Primer

USE	Recommended for ceiling heights 10 - 20 ft	
WATTAGE	<ul style="list-style-type: none"> • 24 Watts - Classic White • 32 Watts - Warm Glow, Color Select, Infinite Color+ 	
DIMMING	<ul style="list-style-type: none"> • Phased Line Voltage Dimming • 0-10V Low Voltage Dimming • DMX Digital Low Voltage Dimming 	
REGRESS	• 1 inch Regress	
SHAPE		4.5" X 4.5" Aperture
		4.5" Diameter Aperture
TRIM		Trimmed - For use with all ceiling types.
		Trimless - For use in sheetrock and plaster ceilings.
		Millwork - For use in wood and stone ceilings.
		Sloped Ceiling - Available in Trimmed, Trimless and Millwork for sloped ceiling for 15°-30° and 30°-45° pitch.
FUNCTION		Downlights - Provide general lighting for spaces with smooth, symmetric cones of light for even illumination.
		Adjustable Accents - Provide a single beam of light that can be tilted and aimed to place light precisely where you need it.
		Wall Wash - Great for providing vertical illumination on a feature wall, highlighting art and architectural features.
HOUSING		Flat Housing - Smallest available, also available IC-rated for direct contact with insulation.
		New Construction - Narrow Width Housing.
		Retrofit Housing - for use in existing ceilings.
		New Construction / IC Rated Housing - All-in-one universal housing for direct contact with insulation.
		Sloped Ceiling / IC Rated Housing - Lockable tilt settings designed for sloped ceilings and direct contact with insulation.


Color Technology and Housing Style selections can impact driver location. Refer to specification sheets for details.



USAI LIGHTING
RECESS 3

SQUARE TRIMMED

Good things come in small packages. Recess 3 has an aperture of only 3", and is available across all color technologies, including Tunable White and Infinite Color+. It is available in a wide array of trim finishes and housing options, making it a perfect fit for both new construction and retrofit projects.



USAI LIGHTING
RECESS 3








SQUARE TRIMLESS


















LED COLOR TECHNOLOGY CHOICES


- Classic White**
 - 2700k or 3000k
 - CRI: 90+
 - 2-Step MacAdam Ellipse
 - Title 24/JA8 Options Available
- Warm Glow Dimming**
 - 3000k to 2200k Variable based on Dim Level
 - CRI: 90+
 - Title 24/JA8 Options Available
- Color Select Tunable White**
 - 2200 to 6000K Tunable
 - CRI: 80+
 - Title 24/JA8 Options Available
 - CRI: 90+
 - 2700 to 4800K Tunable
- Infinite Color+**
 - Programmable WRGB
 - CRI: Variable

TRIM FINISH

-  White
- PREMIUM**
-  Black
-  Statuary Bronze
-  Black Anodized
-  Clear Matte Anodized
-  Metalized Grey
-  Primer

USE	Recommended for ceiling heights 8 - 14 ft	
WATTAGE	<ul style="list-style-type: none"> • 14 Watts - Classic White • 18 Watts - Warm Glow, Color Select, Infinite Color+ 	
DIMMING	<ul style="list-style-type: none"> • Phased Line Voltage Dimming • 0-10V Low Voltage Dimming • DMX Digital Low Voltage Dimming 	
REGRESS	• 1 inch Regress	
SHAPE		3" X 3" Aperture
		3" Diameter Aperture
TRIM		Trimmed - For use with all ceiling types.
		Trimless - For use in sheetrock and plaster ceilings.
		Millwork - For use in wood and stone ceilings.
		Sloped Ceiling - Available in Trimmed, Trimless and Millwork for sloped ceiling for 15°-30° and 30°-45° pitch.
FUNCTION		Downlights - Provide general lighting for spaces with smooth, symmetric cones of light for even illumination.
		Adjustable Accents - Provide a single beam of light that can be tilted and aimed to place light precisely where you need it.
		Wall Wash - Great for providing vertical illumination on a feature wall, highlighting art and architectural features.
HOUSING		Flat Housing - Smallest available.
		Flat / IC Rated - Smallest available for direct contact with insulation.
		Retrofit Housing - for use in existing ceilings.
		New Construction - All-in-one universal housing.
		New Construction / IC Rated Housing - All-in-one universal housing for direct contact with insulation.
		Sloped Ceiling / IC Rated Housing - Lockable tilt settings designed for sloped ceilings and direct contact with insulation.

Color Technology and Housing Style selections can impact driver location. Refer to specification sheets for details.



USAI LIGHTING
RECESS PINHOLE

1/4 INCH REGRESS ROUND, TRIMMED

The Recess Pinhole is the ideal fixture for traditional applications that need modern efficiency and the lifetime benefits of LED Lighting. Providing a true point source solution, it is the highest performing recessed LED pinhole available.



USAI LIGHTING
RECESS PINHOLE

1 INCH REGRESS ROUND, TRIMMED



LED COLOR TECHNOLOGY CHOICES


Classic White

- 2700k or 3000k
- CRI: 90+
- 2-Step MacAdam Ellipse
- Title 24/JA8 Options Available

Warm Glow Dimming

- 3000k to 2200k Variable based on Dim Level
- CRI: 90+

TRIM FINISH


 White

PREMIUM

 Black

 Statuary Bronze

 Metalized Grey


 Primer

USE Recommended for ceiling heights 8 - 14 ft

WATTAGE • 15 Watts - Classic White
• 16 Watts - Warm Glow


DIMMING • Phased Line Voltage Dimming
• 0-10V Low Voltage Dimming

REGRESS • 1/4 inch Regress
• 1 inch Regress

SHAPE  1.75" X 1.75" Aperture

 1.75" Diameter Aperture

TRIM  Trimmed - For use with all ceiling types.

 Flush Mount - For use in sheetrock and plaster ceilings.

FUNCTION  Downlights - Provide general lighting for spaces with smooth, symmetric cones of light for even illumination.

 Adjustable Accents - Provide a single beam of light that can be tilted and aimed to place light precisely where you need it.

 Wall Wash - Great for providing vertical illumination on a feature wall, highlighting art and architectural features.

HOUSING  New Construction - All-in-one universal housing, also available IC Rated for direct contact with insulation.



USAI LIGHTING RECESS PINHOLE

1/4 INCH REGRESS SQUARE TRIMMED



USAI LIGHTING
RECESS MULTICELL

4 CELL MILLWORK

The Recess Multicell is a linear alternative to traditional downlight and wall wash options, delivering unparalleled performance in a small, modern form factor. Precision engineered from the inside out, the patented design meets the most demanding specifications in a miniature scale.



USAI LIGHTING
RECESS MULTICELL

4 CELL TRIMMED



LED COLOR TECHNOLOGY CHOICES

- Classic White**
- 2700k or 3000k
 - CRI: 90+
 - 2-Step MacAdam Ellipse

FLANGE FINISH OPTIONS



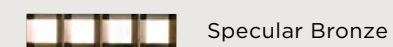

PREMIUM



BEVEL FINISH OPTIONS



PREMIUM



**USAI LIGHTING
RECESS MULTICELL**

8 CELL TRIMMED

USE Recommended for ceiling heights 8 - 20 ft

WATTAGE

- 8 Watts - 2 cell
- 13 Watts - 4 cell
- 27 Watts - 8 cell

DIMMING


- Phased Line Voltage Dimming
- 0-10V Low Voltage Dimming


SIZE  2 cell - 1.25" x 2.5" Aperture


 4 cell - 1.25" x 5" Aperture


 8 cell - 1.25" x 10" Aperture

TRIM  Trimmed - For use with all ceiling types.

 Trimless - For use in sheetrock and plaster ceilings.

 Millwork - For use in wood and stone ceilings.

FUNCTION  Downlights - Provide general lighting for spaces with smooth, symmetric cones of light for even illumination.

 Adjustable Accents - Provide a single beam of light that can be tilted and aimed to place light precisely where you need it.

 Wall Wash - Great for providing vertical illumination on a feature wall, highlighting art and architectural features.

HOUSING  Remote Driver Housing - smaller for use with remotely located driver.



**USAI LIGHTING
CYLINDER 3**

6" WITH CABLE

Power and beauty are both in play with our sleek architectural cylinders. Cylinder 3 offers a beautiful solution for open or inaccessible ceilings and architectural accents - and allows for either a surface or cable mount installation.



**USAI LIGHTING
CYLINDER 3**

10" SURFACE MOUNT WITH GLOW GLASS



**USAI LIGHTING
CYLINDER 3**

10" WITH CABLE AND GLOW GLASS

LED COLOR TECHNOLOGY CHOICES


Classic White

- 2700k or 3000k
- CRI: 90+
- 2-Step MacAdam Ellipse


Warm Glow Dimming


- 3000k to 2200k Variable based on Dim Level
- CRI: 90+

FINISH

 White

PREMIUM

 Black

 Statuary Bronze

 Metalized Grey

 Conduit Silver

 Satin Nickel

USE Use as a pendant or surface mount fixture

WATTAGE

- 14 Watts, Classic White, 6" long cylinder
- 20 Watts, Classic White, 10" long cylinder
- 18 Watts, Warm Glow Dimming, 10" long cylinder


DIMMING

- Phased Line Voltage Dimming
- 0-10V Low Voltage Dimming

SHAPE  3" Diameter Aperture

MOUNT  Surface mount to recessed junction box

 48" cable, recessed junction box


 48" cable, surface junction box + conduit


 96" cable, recessed junction box


 96" cable, surface junction box + conduit

FUNCTION  Downlights - Provide general lighting for spaces with smooth, symmetric cones of light for even illumination.

OPTIONS  Surface Mount Downlight 6" and 10" Lengths

 Cable Mount Pendant 6" and 10" Lengths

 Surface Mount Glow Glass 6" and 10" Lengths

 Cable Mount Glow Glass Pendant 6" and 10" Lengths



USAI LIGHTING
BLOCK 5

ROUND SURFACE MOUNT

The Block 5 works with any surface or ceiling height, including exposed conduit applications, with no sacrifice in aesthetics. The Block 5 offers a complete solution, with both downlight and wall wash options available in round and square shapes.



USAI LIGHTING
BLOCK 5

SQUARE SURFACE MOUNT



USAI LIGHTING
BLOCK 5
 SQUARE CONDUIT MOUNT

LED COLOR TECHNOLOGY CHOICES


Classic White

- 2700k or 3000k
- CRI: 90+
- 2-Step MacAdam Ellipse
- Title 24/JA8 Options Available

Warm Glow Dimming

- 3000k to 2200k Variable based on Dim Level
- CRI: 90+

FINISH

 White

PREMIUM

 Black

 Statuary Bronze

 Metalized Grey

 Conduit Silver

USE • Recommended for ceiling heights 12 - 20 ft


WATTAGE • 24 Watts - Classic White
 • 16 Watts - Warm Glow

DIMMING • Phased Line Voltage Dimming
 • 0-10V Low Voltage Dimming

SHAPE  5.75" Diameter Aperture

 5.25" x 5.25" Aperture

FUNCTION

 Downlights - Provide general lighting for spaces with smooth, symmetric cones of light for even illumination.

 Wall Wash - Great for providing vertical illumination on a feature wall, highlighting art and architectural features.

OPTIONS

 Surface Mount - recessed junction box.



 Conduit Cut Out Mount - surface junction boxes and conduit.






USAI LIGHTING
CORE RECESS FIXTURES

Architect: Cooper Joseph Studio
Photographer: © Elliott Kaufman Photography




CORE RECESS 4.5

USE	Recommended for ceiling heights 10 - 20 ft
LED COLOR TECHNOLOGY	Classic White 2700k & 3000k, CRI: 90+, 2-Step MacAdam Ellipse
TRIM FINISH	White
DIMMING	Phased Line Voltage Dimming & 0-10V Low Voltage Dimming
SHAPE	Square & Round
TRIM	Trimmed - For use with all ceiling types.
FUNCTION	Downlights, Adjustable Accents & Wall Wash
HOUSING	New Construction, New Construction IC Rated



CORE RECESS 3

USE	Recommended for ceiling heights 8- 14 ft
LED COLOR TECHNOLOGY	Classic White 2700k & 3000k, CRI: 90+, 2-Step MacAdam Ellipse, Title 24/JA8 Options Available
TRIM FINISH	White
DIMMING	Phased Line Voltage Dimming & 0-10V Low Voltage Dimming
SHAPE	Square & Round
TRIM	Trimmed - For use with all ceiling types.
FUNCTION	Downlights, Adjustable Accents & Wall Wash
HOUSING	New Construction, New Construction IC Rated



CORE PINHOLE

USE	Recommended for ceiling heights 8- 14 ft
LED COLOR TECHNOLOGY	Classic White 2700k & 3000k, CRI: 90+, 2-Step MacAdam Ellipse
TRIM FINISH	White
DIMMING	Phased Line Voltage Dimming & 0-10V Low Voltage Dimming
SHAPE	Square & Round
TRIM	Trimmed - For use with all ceiling types.
FUNCTION	Downlight 1/4 Regress & Wall Wash
HOUSING	New Construction

SAVANT LIGHTING

Advanced lighting solutions that can transform your home with a touch.





SAVANT BULBS & STRIPS

Energy efficient and perfect for your retrofit, enabling flexible installation.



A19 SMART BULB

LIFE	Up to 20 years
LUMENS	800+ Lumens
WATTAGE	10 W
CRI	Variable
CONNECTION	Standard Edison socket for indoor use
FEATURES	<ul style="list-style-type: none"> • Dimmable • Bluetooth Communication • Bulb Mode • White Temperatures from 2000k - 8000k • Over 16 million Colors



BR30 INDOOR & OUTDOOR SMART BULB

LIFE	Up to 20 years
LUMENS	1100+ Lumens
WATTAGE	14 W
CRI	Variable
CONNECTION	Standard Edison socket for indoor or outdoor use
FEATURES	<ul style="list-style-type: none"> • Dimmable • Bluetooth Communication • Bulb Mode • White Temperatures from 2000k - 8000k • Over 16 million Colors



COLOR LED SMART STRIP 2M STARTER KIT

LIFE	Up to 20 years
LUMENS	1500+ Lumens
WATTAGE	1-30 W
CRI	Variable
CONNECTION	Standard Power Outlet
FEATURES	<ul style="list-style-type: none"> • Dimmable • Bluetooth Communication • Bulb Mode • White Temperatures from 2000k - 8000k • Over 16 million Colors
AVAILABLE ACCESSORIES	1M Smart Strip Extension

Bluetooth Communication - For use with the Savant Pro App, one gateway must be within 30ft of bulb/strip. Gateways include Savant Lamp Controller, Metropolitan and Echo Keypads, Dimmers, Switches, and Fan Controllers.

Bulb Mode - Can be used with Metropolitan and Echo Keypads, Dimmers or Switches in Bulb Mode, which keeps continuous power to the Smart Bulb, so it can always be controlled via voice or the Savant Pro App.



TUNABLE WHITE DMX LIGHT STRIPS

INDOOR

Savant LED DMX Light Strips are a great solution for both indoor and outdoor cove and accent lighting, under cabinet lighting, display lighting and even “rack” lighting to make your installations pop.

LED COLOR TECHNOLOGY

Tunable White

- 2400k to 6500k Tunable
- CRI: 80+

USE	Indoor
WATTAGE	14.5W/M
DIMMING	DMX Digital Low Voltage Dimming
LUMENS	1,100 per meter
AVAILABLE ACCESSORIES	<ul style="list-style-type: none"> • DMX Driver with Integrated Power Supply (recommended for lengths less than 5M) • DMX Driver with 10A External Power Supply (recommended for 5M to 10M lengths) • 3 Way T Couplers • Straight Couplers • 5 Inch Jumpers • 1 Meter Mounting Rails



WRGB DMX LIGHT STRIPS

INDOOR

LED COLOR TECHNOLOGY

Programmable WRGB

- CRI: Variable

USE	Indoor
WATTAGE	23W/M
DIMMING	DMX Digital Low Voltage Dimming
LUMENS	1,000 per meter
OUTDOOR RATING	IP65
AVAILABLE ACCESSORIES	<ul style="list-style-type: none"> • DMX Driver with Integrated Power Supply (recommended for lengths less than 5M) • DMX Driver with 10A External Power Supply (recommended for 5M to 10M lengths) • 3 Way T Couplers • Straight Couplers • 5 Inch Jumpers • 1 Meter Mounting Rails




WRGB DMX LIGHT STRIPS
OUTDOOR

LED COLOR TECHNOLOGY

Programmable WRGB

- CRI: Variable

USE	Outdoor
WATTAGE	23W/M
DIMMING	DMX Digital Low Voltage Dimming
LUMENS	700 per meter
AVAILABLE ACCESSORIES	<ul style="list-style-type: none"> • DMX Driver with Integrated Power Supply (recommended for lengths less than 5M) • DMX Driver with 10A External Power Supply (recommended for 5M to 10M lengths) • 3 Way T Couplers • Straight Couplers • 5 Inch Jumpers • 1 Meter Mounting Rails



LED DMX NEON LIGHT STRIPS

LED COLOR TECHNOLOGY

Programmable WRGB

- CRI: Variable

USE	Indoor/Outdoor
WATTAGE	23W/M
DIMMING	DMX Digital Low Voltage Dimming
LUMENS	700 per meter
OUTDOOR RATING	IP67
AVAILABLE ACCESSORIES	<ul style="list-style-type: none"> • DMX Driver with Integrated Power Supply (recommended for lengths less than 5M) • DMX Driver with 10A External Power Supply (recommended for 5M to 10M lengths) <p>Accessory Pack with:</p> <ul style="list-style-type: none"> • Mounting Clips • Jumpers • Couplers

SAVANT | USAI[®]

savant.com

© 2021 Savant Systems, Inc. All rights reserved.